


ROLLER STANDS


These heavy duty stands are designed to be either floor or bench mounted. Available with 4 head styles to suit pipes from 4" to 48"




NWH500



FTR500



SWH500




BTH500

PART NO.	HEAD STYLE	LOAD CAPACITY	WEIGHT
RPS500	Base unit only	2200kg	5.8kg
SWH500	Pair steel wheel heads	2200kg	3.4kg
SWH500 SS*	Pair stainless steel wheel heads	2200kg	3.5kg
NWH500*	Pair nylon wheel heads	450kg	2.2kg
BTH500	Pair ball transfer heads	1450kg	3.8kg
BTH500 SS*	Pair stainless steel ball transfer heads	1450kg	3.8kg
FTR500	Pair feed through roller	450kg	3.5kg
FTR500 SS*	Pair stainless steel feed through roller	450kg	3.5kg

*Suitable for stainless steel

QUICK CHANGE ROLLER STANDS



All heads are 'Quick Change' style

Fully adjustable heads from 1" - 48" pipe.

With brakes to lock loads for fit-up.



BTH501



SWH501

PART NO.	HEAD STYLE	LOAD CAPACITY	WEIGHT
QCR501	Base unit only	2450kg	5.9kg
SWH501	Pair steel wheel heads	2450kg	3.8kg
SWH501 SS*	Pair stainless steel wheel heads	2450kg	3.8kg
NWH501*	Pair nylon wheel heads	450kg	2.2kg
BTH501	Pair ball transfer heads	1450kg	3kg
BTH501 SS*	Pair stainless steel ball transfer heads	1450kg	3kg

*Suitable for stainless steel