

The broadest selection of saws and accessories for cutting boiler tube panel and removing membrane, cutting pendant tube, working around clusters of large pipe, and cutting big tanks.

Key Features

- Provides accurate cuts with no "HAZ" heat affected zone
- Eliminates rework and grinding before end prepping
- Standard model APS-438 accepts 10" and 12", or optional 14" blades
- Safety relief valve prevents running at excessive speeds
- Cuts tough materials with a high percentage of chrome
- Ergonomic design has optimum balance of speed and torque
- Glides effortlessly on easy to install EscoTrack
- Works with EscoWrap track for cutting pipe up to 60" O.D.
- Powerful 3 HP pneumatic motor operates on 90 psi shop air and uses only 80 CFM

Boilermaker Tough and Field Proven

The MILLHOG® Universal Air Powered Saw APS-438 is the complete, all around maintenance tool. Effortlessly gliding along the 5 ft. steel EscoTrack System, which attaches to a boiler tube panel section using two weld tabs, this powerful saw makes both horizontal and vertical cuts. After completing a horizontal cut, all you have to do for membrane removal is either remove the saw, rotate it 90° and reinstall it on the track, or for even faster membrane notching use the membrane removal bracket. This system is faster and safer than torch cutting and there is no heat affected zone or further rework needed before end prepping.



Standard APS-438 and Low Profile APS-438LP

Specifications

Standard APS-438—Low Profile APS-438LP—Low Radial Clearance APS-438LRC	
Motor, pneumatic	3 h.p. (2,244 kw)
Air Pressure	90 psi (6.2 bar)
Air Volume	80 cfm (2265 lt/min.)
Speed	5050 RPM
Radial Clearance	
Standard APS-438	13.5" (343 mm)
Low Profile APS-438LP	7.5" (191 mm)
w/ 10" blade fully plunged into tube	
Low Radial Clearance APS-438LRC	6.0" (153 mm)
w/ 8" blade fully plunged into tube	
Working Weight	
Standard APS-438	28 lbs. (12.7 kg)
Low Profile APS-438LP	28.5 lbs. (13 kg)
Low Radial Clearance APS-438LRC	30 lbs. (13.6 kg)
Shipping Weight	
Standard APS-438	65 lbs. (29.5 kg)
Track	19 lbs. (9 kg)
Low Profile APS-438LP	65 lbs. (29.5 kg)
Low Radial Clearance APS-438LRC	68 lbs. (30.85 kg)
Shipping Dimensions	
Tool kit	26" x 15" x 11" (660 mm x 382 mm x 280 mm)
Track	66" x 3" (1676 mm x 77 mm)
Manufacturer reserves the right to change specifications without notice.	

Standard APS-438



The PANELHOG® APS-438 Air Powered Saw glides along the EscoTrack System for boiler tube panel removal, producing a straight, clean horizontal cut that requires no further rework.



APS-438 w/5' track kit

Kit includes:

- Air motor assembly
- Saw chassis w/brake
- Hose, 3/4" w/filter, oiler & 1/2" coupler
- Track, 5' w/3 weld tabs
- Operating & maintenance instructions
- Wrench set (17 x 22 x 9/16)
- Carrying Case

Low Profile APS-438LP



Designed especially for cutting pendant tube panels in tight spaces using the EscoTrack System, this model only requires a 7-1/2" clearance. The APS-438LP is equipped with a 10" blade, uses the same powerful motor as our standard model, and, like all our tools, requires no special operator training.




APS-438LP Low Profile w/5' track

Kit includes:

- Air motor assembly
- Saw chassis w/brake
- Hose, 3/4" w/filter, oiler & 1/2" coupler
- Track, 5' w/3 weld tabs
- Operating & maintenance instructions
- Wrench set (17 x 22 x 9/16)
- Carrying Case

Accessories

Quick Clamp



The Esco Quick Clamp is especially useful for:

- Boiler tube panel manufacturers
- Cutting pendant tubes



The Quick Clamp features jaws which securely grip a boiler tube panel or steel plate section for making perfectly straight cuts.

Ordering Information

Part No.	Description
Quick Clamp Parts	
TR-QC	Quick Clamp
For tracks 8' or longer the following is required	
QC-17	Track support
QC-18	Track leveler (length of track needed)
QC-19	Track joiner
QC-20	Quick clamp cut-line indicator gauge
Membrane bracket	
APS-215	Membrane removal blade, 3/8"
APS-215A	Membrane removal blade, 1/4"
APS-218	Membrane bracket
Single tube cut-off bracket	
APS-220	Single tube cut-off bracket



Membrane Removal Bracket




This bracket mounts right onto the EscoTrack to let you easily remove membrane from between boiler tubes.



Single Cut Bracket



This bracket turns the APS-438 into a Portable Chop Saw. It is ideal for cutting tube, pipe, or solid stock up to 4" O.D.




Air Powered Saw Wrap Track®

Wrap Track® Saw Kits APS-438 with Universal Pipe Trolley APS-438LRC Low Radial Clearance Saw

These innovative kits were developed for cutting pipe from 6" to 60" O.D.

Standard APS-438 Trolley

Standard APS-438 Trolley fits the EscoWrap Track.



Mount band to pipe



Clamp into position



Mount trolley



Adjust and secure



Trolley is adjustable for a variety of EscoWrap Tracks



Mount saw to trolley



Wrap Tracks are made of stainless steel and designed to fit standard pipe sizes. Special sizes can be made to customer specification. Please don't hesitate to contact us.

U.S. Patent 5,081,768




Wrap Tracks and the APS-438 with Trolley or the APS-438 LRC set up easily to cleanly cut concrete lined pipe.




Set up and cut a 10" Sch. 160 pipe in under 10 minutes, producing a perfectly square cut.

Dedicated Wrap Track Saw



Requires less than 6-1/4" radial clearance.



APS-200LRC is designed exclusively for use on the EscoWrap Track.



APS-438 w/trolley

Kit Includes
Operating & maintenance instructions
Pipe trolley w/cut-line indicator gauge
Air motor assembly
Wrench set (17 x 22 x 9/16)
Saw chassis w/brake
Carrying Case
Hose, 3/4" w/filter, oiler & 1/2" coupler



APS-438 Low Radial Clearance

Kit Includes
Low clearance air motor assembly
Saw chassis w/trolley
Hose, 3/4" w/filter, oiler & 1/2" coupler
Carrying Case
Wrench set (17 x 22 x 9/16)
Operating & maintenance instructions

Wrap Track Selections

Part No.	EscoWrap Tracks
EW-06	EscoWrap Track, 6"
EW-08	EscoWrap Track, 8"
EW-10	EscoWrap Track, 10"
EW-12	EscoWrap Track, 12"
EW-14	EscoWrap Track, 14"
EW-16	EscoWrap Track, 16"
EW-18	EscoWrap Track, 18"
EW-20	EscoWrap Track, 20"
EW-22	EscoWrap Track, 22"
EW-24	EscoWrap Track, 24"
EW-26	EscoWrap Track, 26"
EW-28	EscoWrap Track, 28"
EW-30	EscoWrap Track, 30"
EW-32	EscoWrap Track, 32"
EW-34	EscoWrap Track, 34"
EW-36	EscoWrap Track, 36"
EW-38	EscoWrap Track, 38"
EW-40	EscoWrap Track, 40"
EW-42	EscoWrap Track, 42"
EW-44	EscoWrap Track, 44"
EW-46	EscoWrap Track, 46"
EW-48	EscoWrap Track, 48"
EW-50	EscoWrap Track, 50"
EW-52	EscoWrap Track, 52"
EW-54	EscoWrap Track, 54"
EW-56	EscoWrap Track, 56"
EW-58	EscoWrap Track, 58"
EW-60	EscoWrap Track, 60"

Air Powered Saw Accessories

Field Proven Innovations

FlexTRACK®


This flexible mounting track permits perfectly square cuts on big tanks. It is a 2" wide steel track that attaches by tack welds to the side of any straight, contoured or cylindrical structure with a radius of 2-1/2 ft. or larger.




There is no limit to the size of the tank because the FlexTRACK® comes in standard 6 ft. sections which can be joined together.




Saw blades, tracks and accessories are always available.



Carbide blades are available for various applications and work with our standard APS-438 Air Powered Saw. Please consult factory for details.




Challenge us with your toughest application requirements.



Track Connector

The track connector is used for extended runs and easily clips on.



Chain Mount Tab

Instead of welding bracket to tube, this bracket incorporates a chain that tightens on the tube. Any diameter up to 4-1/8" can be cut.



APS-438FL w/5' Flex Track

Kit includes:

Air motor assembly
Saw chassis w/brake
Flex Track, 5'
Hose, 3/4" w/filter, oiler & 1/2" coupler
Wrench set (17 x 22 x 9/16)
Carrying Case
Operating & maintenance instructions

Tooling Selections

Part No.	Flex Track
TR-FL	Flex track
TR-FLCL	Flex track cut-line indicator
QC-16	Clamp stop support
QC-17	Track support
QC-18	Track leveler
QC-19	Track joiner
Cut-off Blades	
APS-211	Cut-off blades, 8"
APS-212	Cut-off blades, 10"
APS-213	Cut-off blades, 12"
APS-214	Cut-off blades, 14"
APS-214A	Cut-off blades, 14" concrete
Accessories	
TR-05	Track, 5'
TR-CL	Track, custom length (price per foot)
TR-FL	Flex Track (price per foot)
TR-CM	Chain mount tab (min. 2 required)
TR-QC	Quick clamp
TR-TC	Track connectors
TR-WT	Weld tabs
TR-205	Pipe trolley w/cut-line indicator gauge